



1. Assignment ranking system:

<https://support.edshed.com/portal/en/kb/articles/what-do-the-assignment-rank-symbols-mean>

There are six available ranks. These are worked out in slightly different ways for Spelling Shed and Maths Shed. Spelling Shed takes the number of correct answers times the difficulty level for the past five games to calculate a score (maximum 2000pts). Maths Shed uses the average time per correct answers.

Rank	Name	Spelling Shed	Maths Shed
	Egg	0	0
	Larva	200pts	30s / answer
	Drone	500pts	10s / answer
	Worker Bee	1,000pts	6s / answer
	Soldier Bee	1,500pts	3s / answer
	Royal Bee	1,960pts	1s / answer

Please remember that teachers do not use this to see whether they have completed an assignment. It is for the children to be able to challenge/better themselves.

2. Scoring and honeypots:

<https://support.edshed.com/portal/en/kb/articles/scoring-and-honeypots>

★ 77,716 🏆 501,304 🏆 17,455,702 🍯 989,744

Here is a breakdown of what the above symbols represent:

Shed Score



This is the main score used for leagues and is the total score from the past seven days. This may go down as well as up. It is rolling total which is calculated live and the score is cached after each game play. For example, if you earned 30 million points on Wednesday, the following Tuesday those points would be included in the shed score but on Wednesday, those points are now more than 7 days old so they stop being included in the score.




Your highest score

This is the highest score you have earned from one game



Your total score

This is your total score to date



Honeypots

This is the currency within the game and can be used to buy accessories for your avatar.

3. EdShed Parent Guide:

<https://www.youtube.com/watch?v=uVHb4srsORU>