



GROVE PARK
PRIMARY SCHOOL

KEY STAGE 2 SATS

What do you need to know?

- ▶ Introduction from Mr. Jones
- ▶ SATs timetable
- ▶ Revision books and resources
- ▶ Examples of questions from Reading, SPAG and Maths
- ▶ What can you do to support at home?
- ▶ Q&A (approx. 10-15 minutes)

AIMS OF THE SESSION



GROVE PARK
PRIMARY SCHOOL

Key stage 2

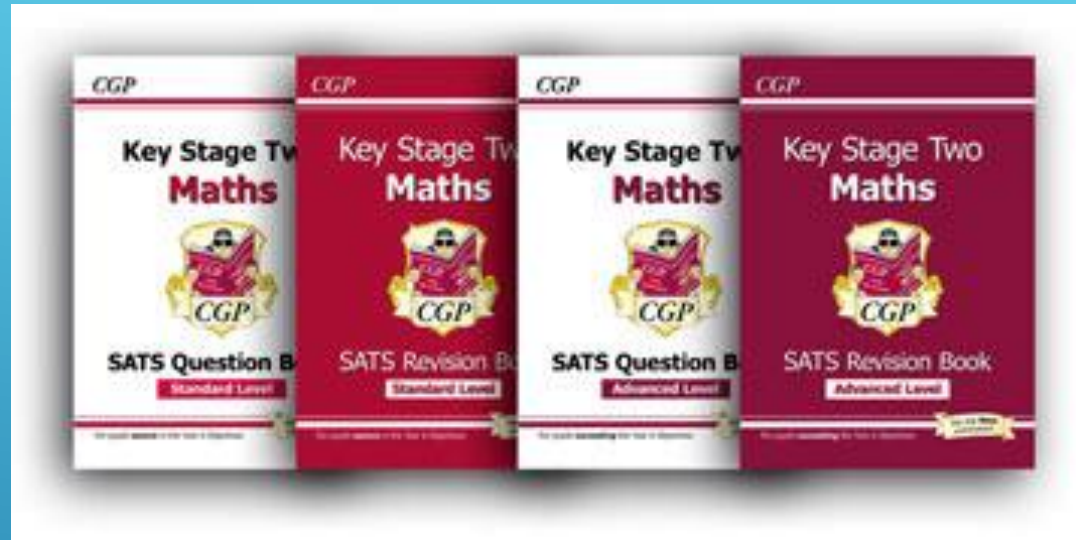
The key stage 2 tests are timetabled from Monday 8 May to Thursday 11 May 2017.

There is no science sampling for the 2016 to 2017 academic year.

Date	Activity
Monday 8 May 2017	English reading
Tuesday 9 May 2017	English grammar, punctuation and spelling Paper 1: questions English grammar, punctuation and spelling Paper 2: spelling
Wednesday 10 May 2017	Mathematics Paper 1: arithmetic Mathematics Paper 2: reasoning
Thursday 11 May 2017	Mathematics Paper 3: reasoning

SATS TIMETABLE

CGP RESOURCES & WORKBOOKS



We'll begin to send home previous test papers. These will help you identify areas to work on with your child.

Use the revision packs to support if ever unsure.

- **TIMES TABLES ARE ESSENTIAL!** Please practise them everyday in, and out, of order.
- Study spelling patterns and learn rules (great practice books – Schofield and Sims)

Remember you have to work hard now to reward yourself in the Summer term. Work Hard, Play (In MAY!)

1

$979 + 100 =$

1 mark

2

$123 \times 2 =$

1 mark

14

$50,000 - 500 =$

1 mark

15

$100 \times 100 =$

1 mark

29

$$\begin{array}{r} 678 \\ \times 54 \\ \hline \end{array}$$

Show
your
method

2 marks

30

$17 \times 1\frac{1}{2} =$

MATHEMATICS - ARITHMETIC

40 marks, 36 questions, 30 minutes
 Focus on key operations – 1 method.
 2 mark questions involve long
 multiplication and division methods.
MUST know times tables to succeed!

2

A pack of paper has 150 sheets.

4 children each take 7 sheets.

How many sheets of paper are left in the packet?

Show
your
method

2 marks

14

Round 124,531

to the nearest 10,000

to the nearest 1,000

to the nearest 100

2 marks

MATHEMATICS - REASONING

2 Papers. 35 marks. 40 minutes.
Uses knowledge of all Key Stage 2.
Weighted more on Year 6 curriculum
(taught in class, CGP to support)
To succeed well, pupils must practise all
areas of mathematics regularly.

2a	2b	2c	2d	2e	2f	2g	2h
<i>Give / explain the meaning of words in context.</i>	<i>Retrieve and record information / identify key details from fiction and non-fiction.</i>	<i>Summarise main ideas from more than one paragraph.</i>	<i>Make inferences from the text / explain and justify inferences with evidence from the text.</i>	<i>Predict what might happen from details stated and implied.</i>	<i>Identify / explain how information / narrative content is related and contributes to meaning as a whole.</i>	<i>Identify / explain how meaning is enhanced through choice of words and phrases.</i>	<i>Make comparisons within the text.</i>

Qu.	Section 1: Space Tourism						
1				1			
2		1					
3		2					
4		1					
5		1					
6				1			
7		2					
8				1			
9				2			
10		1					
11				1			

1 Paper – 50 marks

1 Hour.

3-4 possible texts.

No benefit to reading all at once.

Issues with pace – divide the hour into 3-4 sections.

Some multiple choice style questions. Others requiring greater detail.

Heavily weighted towards retrieval and inference questions.

Use past papers to build confidence in written answers. Many children leave the 2-3 mark questions due to issues with time.

ENGLISH - READING

3

Look at page 4.

According to the text, what could you do on your space holiday?

Give **two** examples:

1. _____

2. _____

2 marks

9

Look at Anousheh's blog entry for September 27th.

Explain how Anousheh felt about being in space that day.

2 marks

1. look at Earth or space / admire the view, e.g.

- *admire unique views of Earth*
- *look at the outside of earth*
- *look down at Earth.*

2. experience weightlessness / activities associated with floating, e.g.

- *enjoy being weightless*
- *enjoy the endless entertainment of being weightless.*

3. space-walk, e.g.

- *do a space walk.*

Award 2 marks for answers that contain **both** an appropriate reference to Anousheh's positive attitude, inferred from the text, **and** development in the form of a relevant quote / example(s) of activities she did in space, e.g.

- *you can tell that she liked space because of all the fun things she wrote like floating about without any effort and lifting heavy things*
[positive attitude + examples of activities]
- *she enjoyed it because of all the wonderful advantages she kept on describing*
[positive attitude + quote]
- *she felt wonderful being able to do somersaults and flying around*
[positive attitude + examples of activities].

Award 1 mark for identifying Anousheh's positive attitude inferred from the text, e.g.

- *she loved it / she felt it was wonderful.*

ENGLISH – READING EXAMPLE QUESTIONS

9 Which sentence uses an **apostrophe** correctly?

Tick **one**.

The children's clothes were hanging up.

The childrens' clothes were hanging up.

The childrens clothe's were hanging up.

The childrens clothes' were hanging up.

27 Which sentence is written in the **active voice**?

Tick **one**.

The book was returned to the library yesterday.

The assembly was held in the hall.

The bad weather led to the cancellation.

The floods were caused by the heavy rain.

1 mark

12 Complete the sentence with an **adjective** formed from the verb create.

The artist was very _____ and produced many original works.

1 mark

3 G6.2 Award 1 mark for all five correct. 1m

re	mature
de	understood
mis	legible
im	frost
il	do

Commentary: This question assesses prefixes, which are part of the 'vocabulary' domain of this test.

ENGLISH – SPAG - QUESTIONS

50 marks. 45 minutes.
Some multiple choice. Some short answers.


Children will need a secure understanding of all KS2 grammar. Use the CGP booklets to support. Lots of the new curriculum is new to children and parents.


6.3 Pupil version of Paper 2: spelling

Spelling

1. Sara wanted to be an explorer and _____ new lands.
2. The spy was sent on a secret _____.
3. For PE lessons, your clothes should be _____ and comfortable.
4. The _____ showed which way to go.
5. China is a large _____.
6. Laura won a medal for _____.
7. Not all berries are _____.
8. Sit up straight to improve your _____.
9. Karen went on a _____ ride in Lapland.
10. Misha ate a _____ chocolate pudding.
11. Dogs can follow the _____ of other animals.
12. The magician performed an _____.
13. Jane had to _____ the cloakroom to get her gloves.
14. The skydiver released her _____.
15. There is an _____ of blackberries at the end of the summer.
16. Ali was _____ late for school.
17. First, _____ the sugar in 300ml of hot water.
18. The grey clouds looked _____ in the sky.
19. Omar put the cutlery back in the _____.
20. Ellen's gold bracelet was her most treasured _____.

END OF TEST


Page 02 of 04


Page 03 of 04

Qu.	Spelling	Mark	Content domain coverage
1	discover	1	S41 – Prefixes
2	mission	1	S47 – Endings which sound like / jən /, spelt <i>-tion</i> , <i>-sion</i> , <i>-ssion</i> , <i>-cian</i>
3	loose	1	S61 – Homophones, near homophones and other words that are often confused
4	sign	1	S60 – Words with 'silent' letters
5	country	1	S40 – The / ʌ / sound spelt <i>ou</i>
6	gymnastics	1	S39 – The / i / sound spelt <i>y</i> other than at the end of words
7	edible	1	S56 – Words ending in <i>-able</i> and <i>-ible</i> Words ending in <i>-ably</i> and <i>-ibly</i>
8	posture	1	S44 – Words with endings sounding like / ʒə / or / tʃə /
9	sleigh	1	S52 – Words with the / eɪ / sound spelt <i>ei</i> , <i>eigh</i> , or <i>ey</i>
10	delicious	1	S46 – The suffix <i>-ous</i>
11	scent	1	S51 – Words with the / s / sound spelt <i>sc</i>
12	illusion	1	S45 – Endings which sound like / ʒən /
13	re-enter	1	S41 – Prefixes
14	parachute	1	S49 – Words with the / ʃ / sound spelt <i>ch</i>

ENGLISH – SPAG – SPELLING

20 marks.

Significant area to improve on for most pupils.
Check Year 5 and 6 list frequently.
Use spelling rules to support.

Methods – rainbow writing, visual/colour coded. Look, Read, Cover, Write, Check.

SATs Tests Online



Home

Key Stage 2 SATs Tests Papers

All files are pdf format.



Right-Click on a file and click 'Save Target As'

http://www.satstestsonline.co.uk/sto_past_papers.aspx

Good for previous reading papers / questions and building up pace.

Beware that new curriculum tests are structured in a different manner.

- Regular reading – if time, discuss extract. Pose questions to deepen understanding. Tell me what you have learnt about the character in this chapter? Summarise what has happened in the piece of writing. What does the word _____ mean? How do you know?
- Newsround website – tell me the main points from a story (visual / written)?
- CGP revision booklet, test papers sent home from school (pick an area to focus on).

HOW TO SUPPORT AT HOME (READING)



Spelling

Test often.

Have them on display at home. Ask staff for additional copies if needed.

Make it fun.

High impact since start of year.

Test before food, bed, games etc.

Visual helps support retention.

Pick a particular area e.g. -able, -ible, 'ou', -tion, -sion.

Punctuation and Grammar

Revise areas independently.

Deconstruct sentences (identify verbs, subject, object, nouns etc.)

Make silly sentences.

G1	G2	G3	G4	G5	G6	G7
Grammatical terms / word classes	Functions of sentences	Combining words, phrases and clauses	Verb forms, tenses and consistency	Punctuation	Vocabulary	Standard English and formality

HOW TO SUPPORT AT HOME (SPAG)

Qu.	Content domain reference	Qu.	Content domain reference	Qu.	Content domain reference
1	3N2b	1	3N2b	1	5S1
2	4C7	2	3C8	2	5N5
3	4F8	3	4S1	3a	5N3a
4	3C7	4	4F2	3b	5F6b
5	4C2	5	4M4c	4	4S1
6	4C6a	6	5M4	5	3M9
7	3C1	7	5C5a	6	5C6b
8	4F8	8	6A2	7	5M2
9	4C6b	9a	3M2a	8	6P2
10	3F4	9b	5G4	9	5M9c
11	5C6a	10	5C7a	10	4F10b
12	6F9a	11	5N3b	11	4C2
13	5C5d	12	5F10	12	5F10
14	5C2	13	3G2	13	5F3
15	5C6b	14	5N4	14	6F9
16	5C6a	15	6G4	15	6G3a
17	6R2	16	6C8	16	6C8
18	6F9b	17	6S3	17	5F12
19	3F4	18	6S1	18	6R1
20	5C2	19	6F10	19	6C7a
21	5C7b	20	6R4	20	6P3

Times tables

Test often.

Practise in and out of order. Learn inverse operations (division)

Place value

Dividing and multiplying by 10,100 and 1000.

4 operations

Fractions, Decimals and percentages

Ratio and proportion

Algebra

Statistics (graphs, mean –average)

Geometry

Position and direction

Measurement

CGP booklets

BBC bitesize website

Topmarks

The screenshot shows the Topmarks website interface. At the top, there are navigation links: Topmarks Search, Whiteboard Resources, Learning Games, Parents' Resources, and Topmarks Blog. Below this is a social media sharing bar. The main navigation area has tabs for age groups: 3-5 Years, 5-7 Years, 7-11 Years (selected), and 11-14 Years. A message says "Play these fun Maths Games for 7-11 year olds". On the left, there are icons for Maths and English. The main content area has a "Choose a Category:" section with a list of topics: Ordering and Sequencing Numbers (selected), Mental Maths, Place Value, Addition and Subtraction, Times Tables, Multiplication and Division, Fractions and Decimals, Money, Shape, Position and Movement, Measures, Data Handling, and Problem Solving. Below this is a section titled "Ordering and Sequencing Numbers Games".

HOW TO SUPPORT AT HOME (MATHEMATICS)



QUESTIONS AND ANSWERS

What are your concerns?



GROVE PARK
PRIMARY SCHOOL